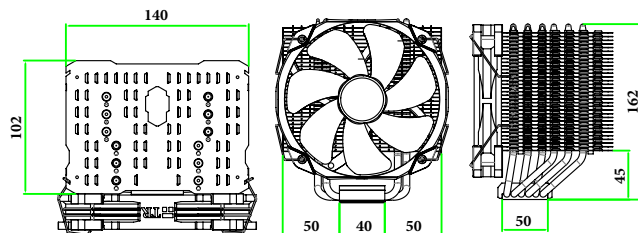





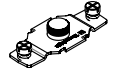
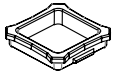

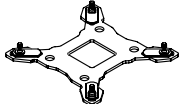




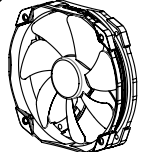
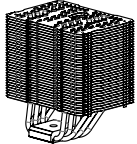
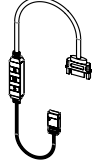


THERMALRIGHT®
HR-02 PLUS Installation Guide

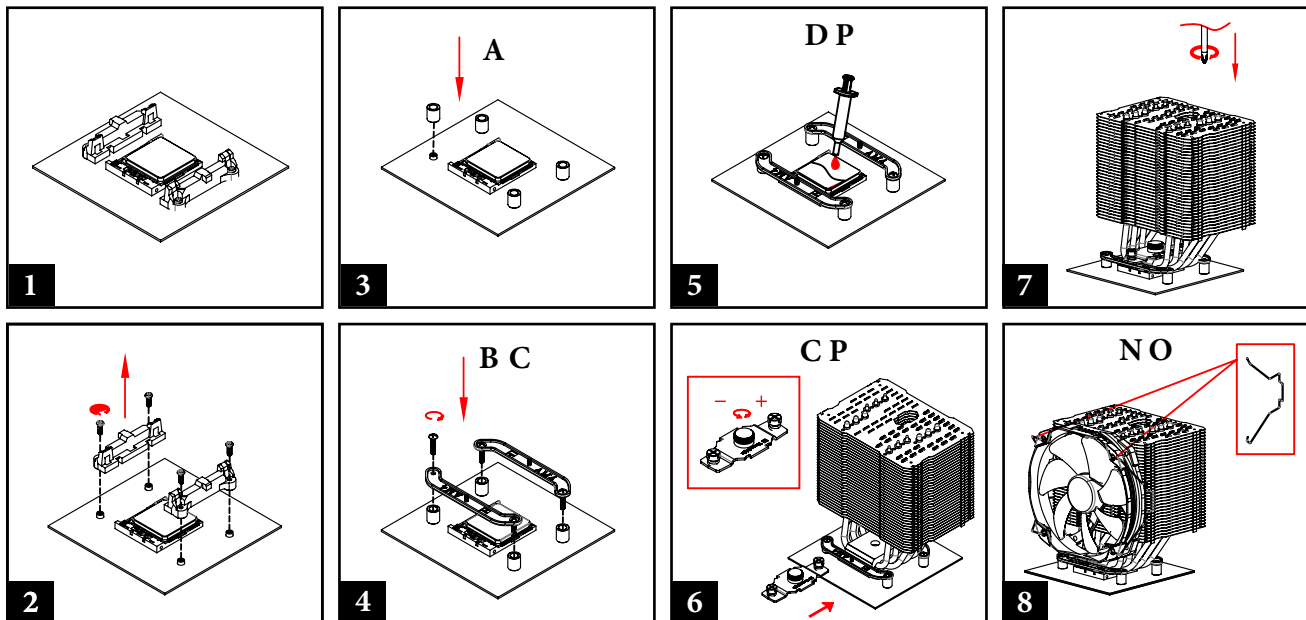


Please follow the Installation Guide before installing this product.
 Please do NOT modify or disassemble this product.
 Please keep this product AWAY from children.
 Please do NOT use this product for the non-PC environment.
 Please do NOT apply too much thermal paste will lower heat conductivity and cooling performance!
 To prevent electrical shocks, please turn off system power and unplug the power of the system before beginning the installation.

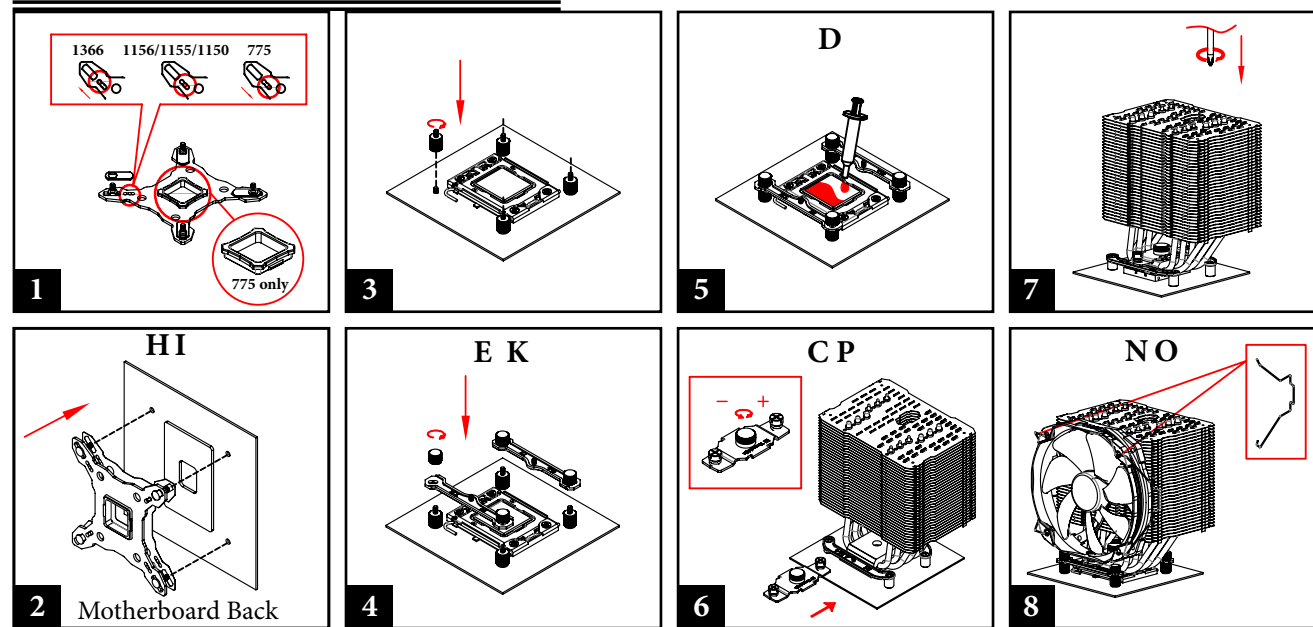
PARTS LIST

A  am4 Nylon Tube x5	B  6#32L17 Screws x5	C  am4 mounting kit x2	D  CFX x1	E  Intel mounting kit x2	F  Pressure Adjustable Mounting kit x1
G  775 Backcap x1	H  Mylar x1	I  Metal Backplate x1	J  LGA 115x Screw Pillars x4	K  Screw Nuts x4	L  LGA2011 Double Head Screw x4
M  Fan Clips x4	N  TL-D14S Fan x1	O  HR-02 Plus x1	P  RGB Remote x1		

AMD AM4 Platform



Intel LGA 775/115x/1366/1200 Platform



Intel LGA 2011/2011-3/2066 Platform

