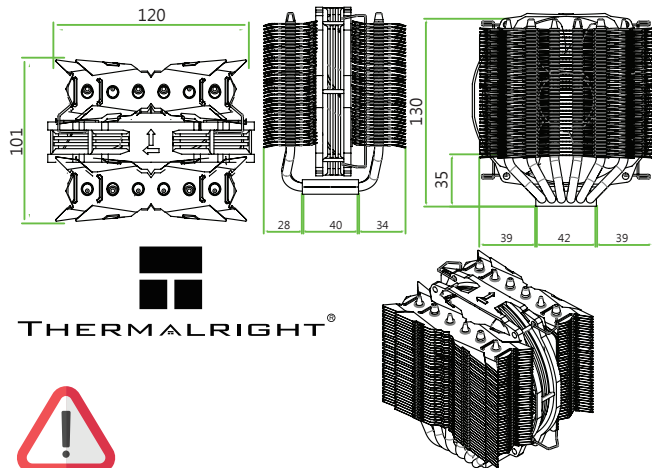


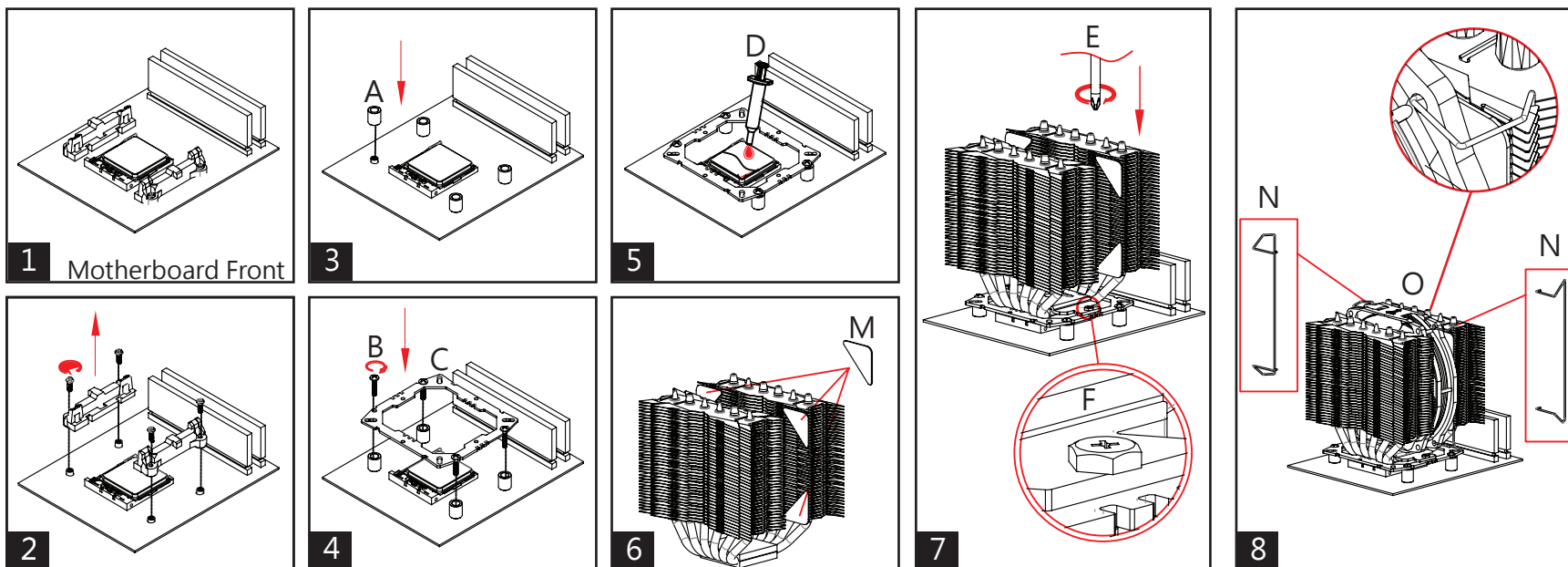
# Silver Arrow 130 Installation Manual | Part List



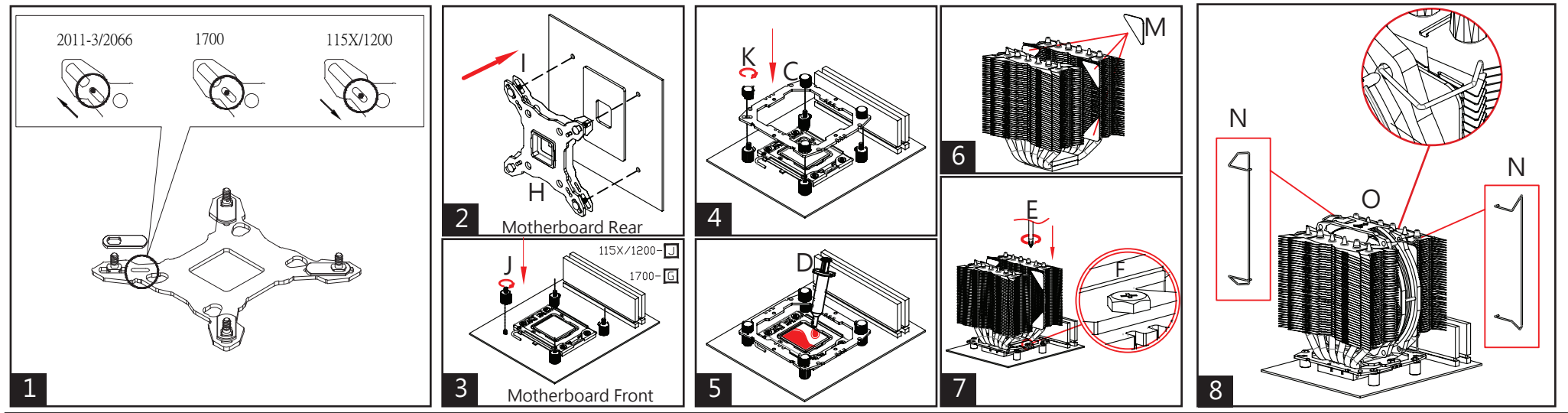
Please follow the Installation Guide before installing this product.  
Please do NOT modify or disassemble this product.  
Please keep this product AWAY from children.  
Please do NOT use this product for the non-PC environment.  
Please do NOT apply too much thermal paste will lower heat conductivity and cooling performance!  
To prevent electrical shocks, please turn off system power and unplug the power of the system before beginning the installation.

<b>A</b>  Nylon Tube x5	<b>B</b>  6#32 L17 Screw x5	<b>C</b>  Anchoring Mount x1	<b>D</b>  TF4 x1g	<b>E</b>  M3L6 Screw x3	<b>F</b>  (43x2.6) Mounting Plate x1
<b>G</b>  LGA1700 Screw Pillars x4	<b>H</b>  Mylar x1	<b>I</b>  Metal Back Plate x1	<b>J</b>  LGA 115x Screw Pillars x4	<b>K</b>  Screw Nut x4	<b>L</b>  LGA2011 Double Head Screw x4
<b>M</b>  Anti-Vibration Pad x12	<b>N</b>  TY-127BP fan clips	<b>O</b>  TY-127BP fans x1	<b>P</b>  Silver Arrow 130 x1	extra square fan clips x2 	

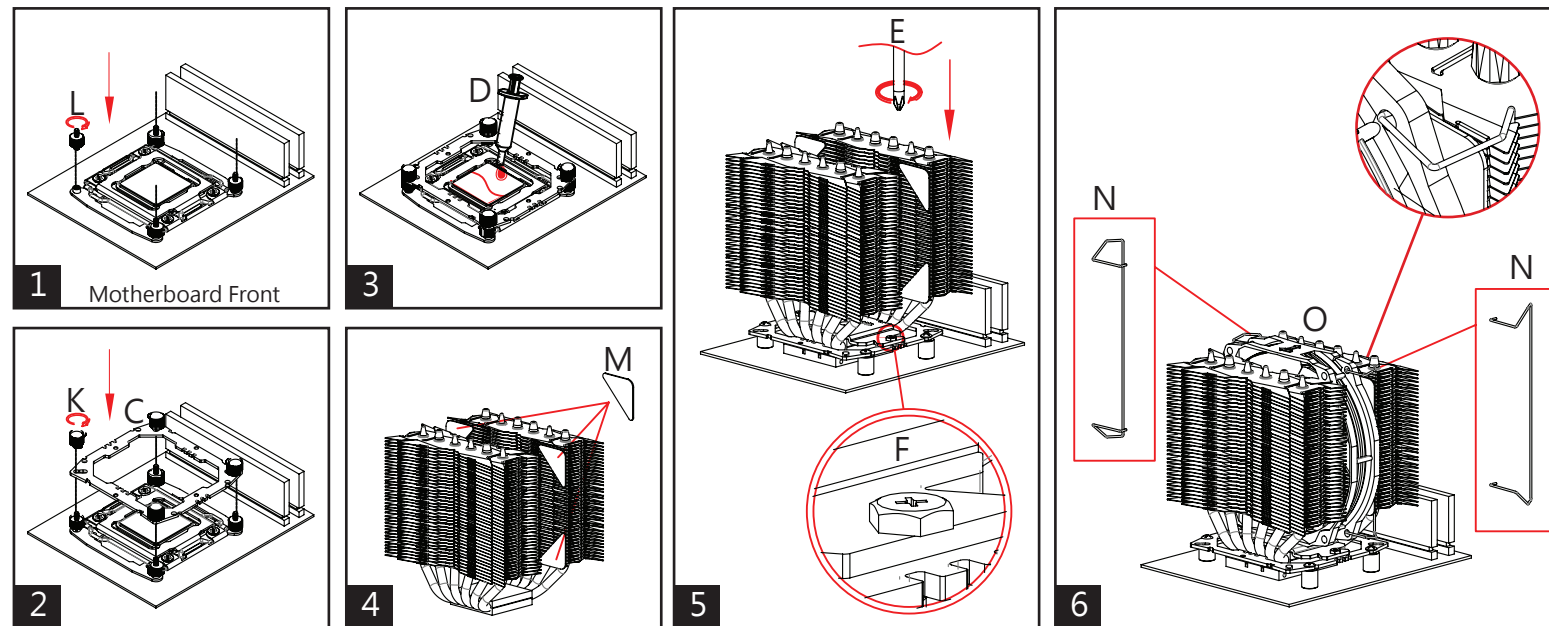
## AMD AM4/AM5 Platform



## Intel LGA 115x/1200/1700 Platform



## Intel LGA 2011/2011-3/2066 Platform



**THERMALRIGHT®**

www.thermalright.com  
Tel: +886-2-2915-5005  
Fax: +886-2-2915-5123  
Email: support@thermalright.com