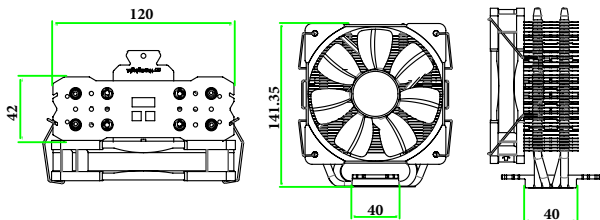


THERMALRIGHT®

TRUE Spirit 120 Rev. A Direct CPU Cooler Installation Guide

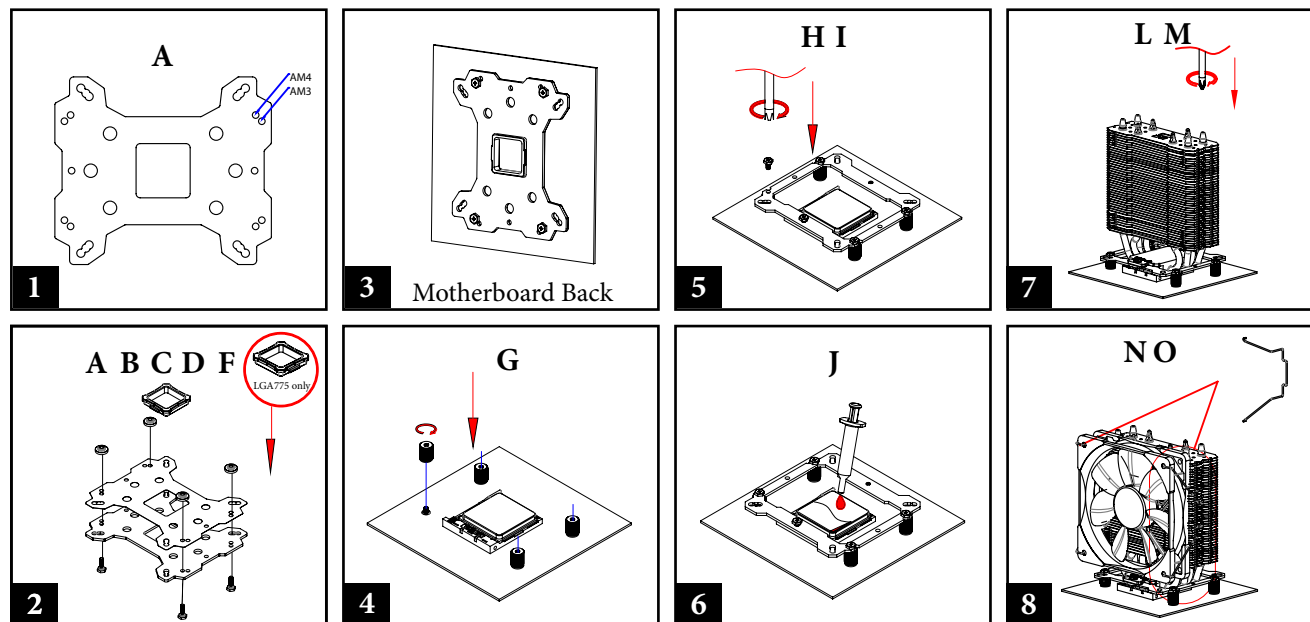


Please follow the Installation Guide before installing this product.
 Please do NOT modify or disassemble this product.
 Please keep this product AWAY from children.
 Please do NOT use this product for the non-PC environment.
 Please do NOT apply too much thermal paste will lower heat conductivity and cooling performance!
 To prevent electrical shocks, please turn off system power and unplug the power of the system before beginning the installation.

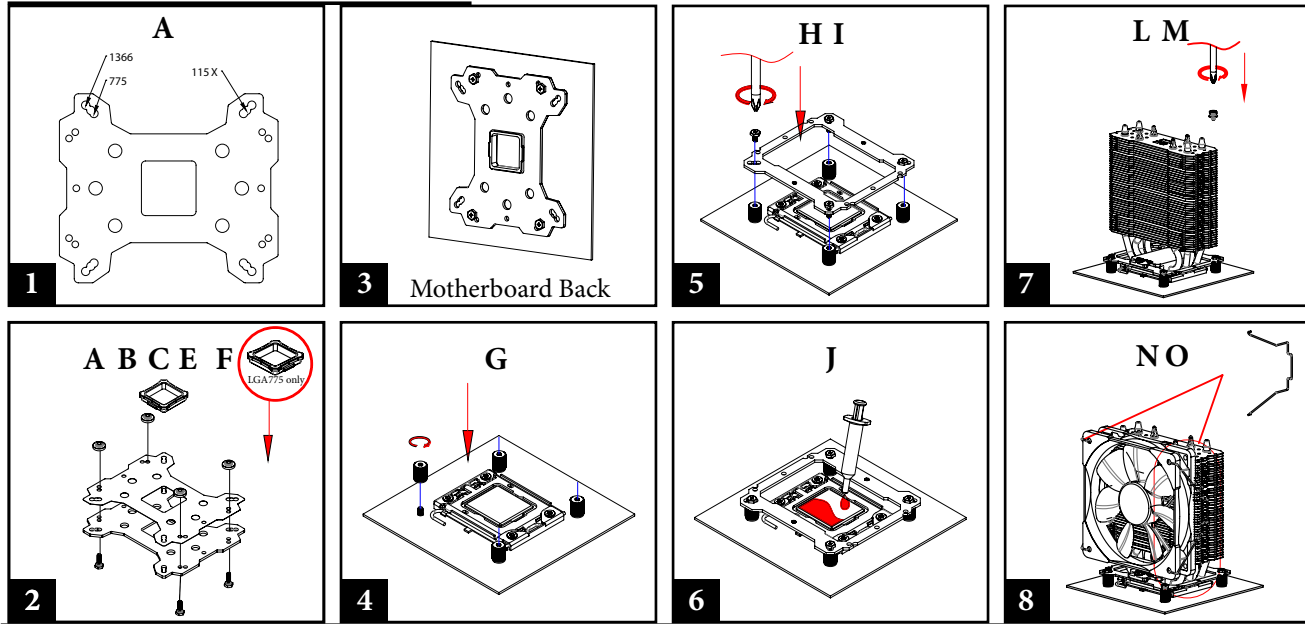
PARTS LIST

A Metal Back Plate x1	B Mylar x1	C 775 Back Cap x1	D AMD Washer x4	E Intel Washer x4	F M3L10 Screws x5
G Screw Nut x4	H M3L6 Screws x5	I Anchoring Mount x1	J TF4 x1	K LGA2011 Screw Nut x4	L M3L7.5 Screw x5
M TRUE Spirit 120 Direct x1	N TY-121BLK x1	O Fan clip x4			

AMD AM4 Platform



Intel LGA 775/115x/1366 Platform



Intel LGA 2011/2011-3/2066 Platform

