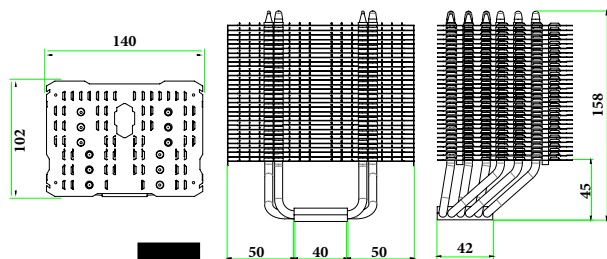


Macho Rev. C Plus Installation Manual

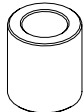

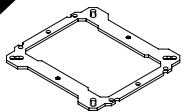

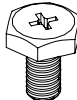
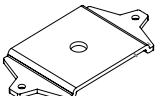
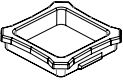
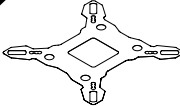
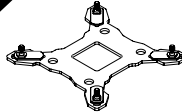


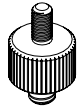
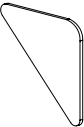
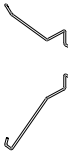
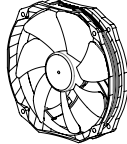
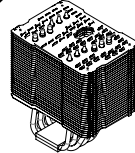
Part List



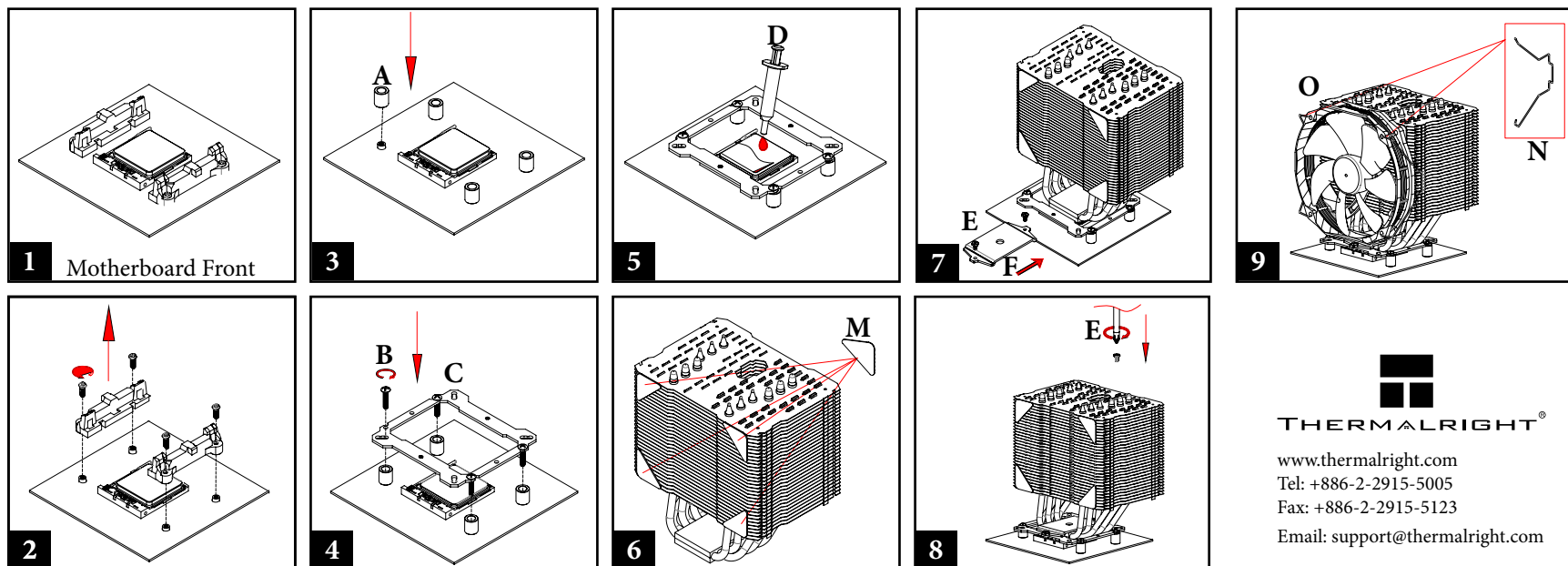
THERMALRIGHT®



Please follow the Installation Guide before installing this product.
Please do NOT modify or disassemble this product.
Please keep this product AWAY from children.
Please do NOT use this product for the non-PC environment.
Please do NOT apply too much thermal paste will lower heat conductivity and cooling performance!
To prevent electrical shocks, please turn off system power and unplug the power of the system before beginning the installation.

A  Nylon Tube x5	B  6#32 L17 Screw x5	C  Anchoring Mount x1	D  TF4 x1g	E  M3L6 Screw x3	F  Mounting Plate (54 x2.6) x1
G  775 Back Plate Cap x1	H  Mylar x1	I  Metal Back Plate x1	J  LGA 115x Screw Pillars x4	K  Screw Nut x4	L  LGA2011 Double Head Screw x4
M  Anti-Vibration Pad x8	N  fan clips x4	O  TY-14U x1	P  Macho Rev. C x1		

AMD AM4 Platform



THERMALRIGHT®

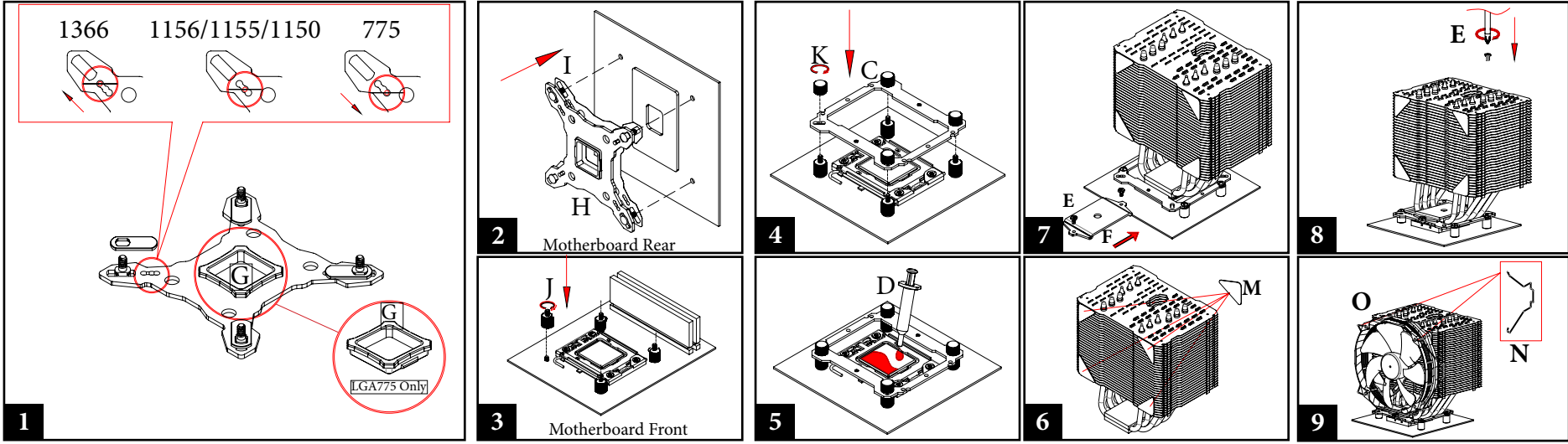
www.thermalright.com

Tel: +886-2-2915-5005

Fax: +886-2-2915-5123

Email: support@thermalright.com

Intel LGA 775/115x/1366 Platform



Intel LGA 2011/2011-3/2066 Platform

